



2017

2018 04

%

.....	5
.....	10
.....	20
.....	43
.....	64
.....	70
.....	70
.....	71
.....	81
.....	89
.....	90
.....	214

			002209
			GUANGZHOU TECH-LONG PACKAGING MACHINERY CO.,LTD.
			TECH-LONG
			23
			510530
			23
			510530
			http://www.tech-long.com
			public@tech-long.com

	23	23
	020-62956877	020-62956877
	020-82266910	020-82266910
	lichunyan@tech-long.com	lichunyan@tech-long.com

	http://www.cninfo.com.cn

	914401017142188882
	2008 3 27
	2008 8 5
	2008 12 23
	2009 6 11
	2010 1 19
	2014 9 29

	2016 4 18

	555 1001-1008

	2017	2016		2015
	961,627,693.97	783,512,353.12	22.73%	805,417,326.59
	20,178,249.16	-45,318,148.61	144.53%	12,804,241.74
	-7,168,920.60	-61,922,228.29	88.42%	-29,229,284.93
	127,359,150.94	-107,359,448.59	218.63%	173,844,241.68
/	0.1033	-0.2321	144.51%	0.0656
/	0.1033	-0.2321	144.51%	0.0656
	3.24%	-7.11%	10.35%	1.95%
	2017	2016		2015
	1,657,356,907.11	1,637,892,045.26	1.19%	1,609,386,864.06
	634,281,511.57	612,468,038.54	3.56%	661,465,371.23

1

2

	208,855,869.24	210,074,293.32	268,544,355.44	274,153,175.97
	2,774,667.67	-11,750,764.76	-1,835,164.43	30,989,510.68
	-427,943.59	-15,234,135.59	12,745,785.74	-4,252,627.16
	22,376,192.97	974,257.62	13,054,297.93	90,954,402.42

	2017	2016	2015	
	15,017,369.32	-92,528.12	33,083,124.78	
	15,666,485.59	19,339,398.96	10,605,891.41	
		20,438.20	480,000.00	

1

1

1

.)0

.

" B "

C

" "

)

0

-

.

/

-

-

.

/

"

"

0

.

A

0, ,

22

1

2

-

00 - 51 5- 02

420 1., -3-

/14 .

., -3 - /- .0 -5 . .

- . -

., -3 " "

序号	商标	序号	商标	序号	商标
					
3		4		3	

3

-		" "
.		
/		C> //31/)., -3
0		C> /0.24)., -3
1		" ., -3
2		" "
3		" "
4		" A "
5		., -3
-,		., -3 " "

0

- " "
-
- " ., -3 "
-
- " "
- " "
- " "
- " "
- " "
- " "

1

-

--	--	--	--	--

-		...,5	...,5
.		...,2	...,2 -2./
/	A	...,/ 0	...,/A>,0-13

2

-	C	..,-0 -	..,-0C 2,3,,/		
.	A	..,- 1	..,-.C 2,3,,.		
/		..,- --	-->, -,..1		
0		..,- 1	..,-.C A,,,-		
1	A	..,- 0	,5>, -, -5,		
2		..,- 0	,5>, -, -44		
3		..,- 0	,5>, -, -45		
4)B 0, -2)20	..,4 0	..,3C A, -, ,		

/

-		..,-2 -.	..,-2 .2	
.		..,-0 0	..,-0 10	

/	A	.,,4 -.	.,,4 -./0	
0	A	.,,4 -.	.,,4 -./0	
1		.,,4 -.	.,,4 511	

0

-			.,-2 -.	
.			.,-1 --	
/		.,-2		

PET

PET

400

., -3

52-(2.3(25/ 53

-0, 23

.. 3/

., (-34(.05 -2

., -3

-4(541(3, / /4

-00 1/

-

.

" "

/

-

.

/

1. ,

51

5-

02

00

-

.

0

"

"

"

"

"

"

"

"

"

"

., -3

0

-

.

/

0

5, , -

1

4

1

., -3

52-(2. 3(25/ 53

.. 3/

3-, (0/0(-2/ 1,

-4 1.

., -3

-, (, 53(3/3 3.

-0 ,,

., -3

.1(401(, , 2 , 0

.// , /

05(, 0, (4. 4 1-

/, 33

-. 3(/15(-1, 50 (

. -4 2/

)4(, , , (0, . /1

3/ 00

-, (1, , (, , , , ,

) -. 0(, -2(332 5/

. -, , ,

)4(1.3(-.2 21

2/ 3.

2

1

	2017		2016		
	961,627,693.97	100%	783,512,353.12	100%	22.73%
	961,627,693.97	100.00%	783,512,353.12	100.00%	22.73%
	420,986,113.40	43.78%	408,690,046.45	52.16%	3.01%
PET	282,371,176.19	29.36%	153,580,293.88	19.60%	83.86%
	76,172,267.64	7.92%	55,873,496.44	7.13%	36.33%
	182,098,136.74	18.94%	165,368,516.35	21.11%	10.12%
	99,497,942.43	10.35%	56,128,588.10	7.16%	77.27%
	298,531,450.65	31.04%	274,313,050.91	35.01%	8.83%
	30,415,632.26	3.16%	51,391,042.68	6.56%	-40.82%
	197,917,569.67	20.58%	194,262,456.93	24.79%	1.88%
	335,265,098.96	34.87%	207,417,214.50	26.47%	61.64%

	961,627,693.97	710,434,163.50	26.12%	22.73%	18.52%	2.62%
	420,986,113.40	302,861,907.13	28.06%	3.01%	1.39%	1.15%
PET	282,371,176.19	194,602,245.16	31.08%	83.86%	68.47%	6.29%
	76,172,267.64	58,583,619.85	23.09%	36.33%	27.39%	5.39%
	182,098,136.74					

		542,587,573.15	76.37%	443,426,440.98	74.00%	2.37%
		89,059,260.77	12.54%	77,184,965.58	13.00%	-0.46%
		44,601,483.86	6.28%	43,077,305.00	7.00%	-0.72%
		17,571,556.12	2.47%	21,207,711.26	4.00%	-1.53%
		16,614,289.60	2.34%	14,517,679.12	2.00%	0.34%
		710,434,163.50	100.00%	599,414,101.94	100.00%	0.00%

		2017	2016	

		13,299,324.47	1.87%	16,568,039.21	3.00%	-1.13%
		4,936,688.22	0.69%	7,653,310.87	1.00%	-0.31%
		154,386,391.36				

	0.00%
--	-------

5

--	--

	304	309	-1.62%
	20.27%	21.98%	

/

· -, ·,

0

2/ 3.

· 3(/15(-1, 50 ·, (-34(.05 -2

-, 3(-4, (5, - 34

-

"

"

.

"

"

	11,643,190.28	61.33%		
	0.00	0.00%	-	-
	12,952,233.16	68.22%		
	3,970,147.50	20.91%		
	721,452.58	3.80%		
	62,401.16	0.33%		
	14,087,980.73	74.20%		

1

	2017	2016		
--	------	------	--	--

	234,018,593.30	14.12%	227,534,327.80	13.89%	0.23%	
	443,801,071.52	26.78%	403,339,886.08	24.63%	2.15%	
	409,055,741.61	24.68%	399,117,143.82	24.37%	0.31%	
				0.00%	0.00%	
	3,361,930.44	0.20%	12,971,975.37	0.79%	-0.59%	
	387,938,081.02	23.41%	410,906,099.39	25.09%	-1.68%	
	556,750.00	0.03%	369,541.39	0.02%	0.01%	
	210,000,000.00	12.67%	277,081,100.00	16.92%	-4.25%	
	10,388,738.80	0.63%				

" C 032-, , -, -0, , /,
 , 1-, , , 0.54 , 1-, , , 2/3- ., -2 4 -1
 C 032-, , -, -2, , 04 ., -2
 , 2. , -254
 ., -0 3 -2 ., -2 4 -,
 ., -0), /.
 ., -2), 30
 / ., -2 / " "
 " "
 1, (, , , (, , , , , 1(, , , (, , , , ,
 -(, , , , ,
 ., -1 - .4 ., -2 . . /
 ., -1), , / ., -2), , ,
 0 ., -3 5 C 032-, , -, -3, , /1
 .5

34

1

11,787,103.70	0.00	100.00%

2

3


4

5

1

2

7,864,143.857,835,215.422,617,435.912,481,447.852,235,025.10



			1000	0.00	0.00	0.00	0.00	0.00
			1572.6823	116,621,714.13	19,233,991.90	73,290,461.22	-12,320,015.43	-10,332,833.98

" " ., -3 -- .3
 10- 22 /0 00
 .(,,,
 ., -3 -. -.
 ., -3 - -

A

-

-

A

A

.

.,,2

/

.

-

.

/

., 1,

/1

2,

0

., -4

., -4

-, (,,, ,, / 55 .0(,,, ,,

, -1 3/(1,,, ,, / 02 .(,,, ,,

., -4

-

.

/

"

"

-

.

/

"

"

0

2

/ -

8 ., -1)., -3 :

., -/

3

., -1 ., -1 - /- -51(.00(, 1,
 -, , - % -(51.(00, 1,
 .., (.4, (-, - / ., -1

., -2
 ., -3 ., -3 - /- -51(.00(, 1,
 -, , - % .(/0.(5.4 2,
 -51(50-(, 0, 13 ., -3

2017	2,342,928.60	20,178,249.16	11.61%	0.00	0.00%
2016	0.00	-45,318,148.61	0.00%	0.00	0.00%
2015	1,952,440.50	12,804,241.74	15.25%	0.00	0.00%

10		0
10		0.12
10		0
	195,244,050	
	2,342,928.60	
		198,283,969.17
	100%	
2017		
20,178,249.16		
	2017	2017 12 31
0.12 ()		195,244,050 10
	2,342,928.60	195,941,040.57

			90
	12		
		4	
	1		
			0

300 8.39							
2015 10 8 24.47	24.47				2016 12 16	-	
2016 3 24 127.78	127.78			2017 4 104.67		-	
2016 6 24				2017 3			

252.36

252.36

1

2

3

4

5

1

3

2014 4 3 < >
 www.cninfo.com.cn) < > 2014-014
 10%

10%

2

1

	2015 01 28	3,388.18	2015 02 10	3,388.18				
	2016 02 23	2,000	2016 03 17	0		13		
	2017 02 11	2,000		0		-	-	-
B1			2,000		B2			0
B3			7,388.18		B4			0

A1+B1+C1		2,000		A2+B2+C2		0		
A3+B3+C3		7,388.18		A4+B4+C4		0		
A4+B4+C4				0.00%				
D				0				
E 70%				0				
50% F				0				
D+E+F				0				

2017 2 10

TECHLONG INC.

13

2

3

1

2

			2012 04 01			-						17,682,178.51 20,705,809.39 623,937.25	2011 09 15	www.cninfo.com.cn 2011-025

1

-

.

/

0

5, -

1

2

1

2

4

3

		/
1.		8
1.		

7.		
8.		
8.3		8
9.		

4

., -4

3

., -2 . -5

" "

1(,,,

-(,,,

., -2 . ./

., -2),,,

., -2 4 5

-,,

., -2 - ./,

(

., -3 4 .1

., -3), /1

., -3 -- .-

/0 00

.(,,,

., -3 -- .3

"

"

., -3

-- .. ., -3 -- .4 ., -3 -. -1

., -3), 0/

., -3), 00 ., -3), 01

., -1 - .2

., -1 - .4

., -1), ,1

., -1), , /

., -1), , 0

., -2 -. /,

"

"

A

., -2 -. /-

., -2), 5.

., -2), 5/

., -3 . -, (

A D C

-/

., -3 . --

., -3), , 0

., -3 / .5

-(, , ,

-(, , ,

., -3 0 2

., -3), -/

-

(

., , 1.

(

.

00, /0

/

(

//, 51

0

(

-/1 44

1

A

(

3, .1

2

(

-2

3

(

05

4

(

-/0 0,

1



2





	18,800,000		18,800,000
	8,810,100		8,810,100
	3,486,581		3,486,581
1	3,197,799		
	2,993,114		

	68,965,517		7.37%	

	2016 04 18
	www.cninfo.com.cn)
	2016 04 20


3





4 10%

5



6 -515

.5

6 -53.

" "

(

6 -521

-55- 5

.,,4 -.

.,,5

.

-540

.,,2 4

1

-535

.,,. 3

1

-54,

.,,2

4

1

/

-54-

.,,2

1

-530

-554 -.

-53/

.,,1 0

1

-53/

-555 -,

1

-54-

.,--

		2015 02 03		
		2012 07 18		
		2015 01 28		
		2015 01 28		
		2011 01 27		
		2014 12 30		
		2015 06 05		
		2011 05 05		
		2015 10 20		
		2014 10 28	2019 10 27	
	Qudian Inc.	2016 12 09		
		2017 08 14		
		2015 12 23	2017 03 01	
		2015 08 18	2018 08 17	
		2016 12 19		
		2014 05 19		
		2014 12 03		
		2015 10 28		
		2016 04 27		
		2016 02 29		
		2014 04 28		
		2015 12 04		
		2015 11 16		
		2015 05 06		
		2014 09 19		
		2014 04 30		

		2014 05 01		
		2014 06 30		
		2014 07 01		
		2014 07 02		
		2014 07 03		
		2014 07 04		
		2014 07 05		
		2014 07 07		
		2014 07 08		
		2014 07 30		
		2014 08 02		
		2014 08 03		
		2014 08 06		
		2014 10 02		
		2014 10 06		

		2014 09 30		
		2014 10 01		
		2014 12 08		
		2015 03 09		
		2015 03 26		
		2015 03 07		
		2015 04 01		

			39		58.48	
			38		76.77	
			44		62.9	
			45		46.95	
			44		44.7	
			37		32.6	
	--	--	--	--	564.85	--

1

	1,144
	356
	1,500
	1,500
	17
	710
	97
	304
	37
	352
	1,500
	17
	270
	327
	886
	1,500

2

3

A

4

	408,616
	9,387,326.15

-

.

/

0

3

/

0

1

/

-

2

3

4

5

-

. Å4ê ^) 0û éM' Ö •) ñ^"Ù! ±(àS F Åê~+aEî ?L¶ .Cm Åê~E Ç²éM' 8Èt Ž :K0 Òlá6cm \$ & ZF >|5Ó

0

1

1

2017		40.72%	2017 02 27	2017 02 28	2017 2017-007
2016		40.60%	2017 05 10	2018 04 11	2017 2017-025

2**1**

	7	4	3	0	0		2
	7	3	4	0	0		0
	7	0	7	0	0		0

2

3

., -3

-

(

.

/

., -2

., -2

8

:

., -2

., -3

., -2

., -3

0

., -3

., -3

1

1

2



	2018 04 25
	[2018]G18005070010

., -3 - /-

., -3

" "

., -3 - /-

., -3

"

"

-

" .1 "

.0 /4 /5 " ., -3 -2(515(102 42

-1(222(041 15

.

-

.

/

0

-

"

-, "

"

/ " ., -3 - /-

101(, -2(455 3,

-, -(. -1(4.4 -4

.

-

.

/

0

1

., -3

1

2017 12 31

	3,361,930.44	12,971,975.37
	387,938,081.02	410,906,099.39
	556,750.00	369,541.39
	21,166,836.44	19,186,535.93
	38,203,542.07	45,459,106.70
	30,366,930.14	26,109,056.38
	8,498,086.86	3,580,389.91
	490,092,156.97	518,582,705.07
	1,657,356,907.11	1,637,892,045.26
	210,000,000.00	277,081,100.00
	125,351,580.76	104,000,000.00
	302,467,852.75	276,227,633.37
	307,662,409.72	272,027,208.82
	12,120,630.10	9,838,412.08
	6,817,478.59	5,719,708.93

	24,660,103.48	16,071,217.29
	12,137,795.96	35,382,999.15
	1,001,217,851.36	996,348,279.64
	1,540,426.94	10,036,632.02
	19,716,652.90	18,423,591.63
	600,464.34	615,503.43
	21,857,544.18	29,075,727.08
	1,023,075,395.54	1,025,424,006.72
	195,244,050.00	195,244,050.00
	223,237,092.36	222,663,411.43
	-143,207.42	-1,204,750.36
	33,034,088.24	32,387,082.26

	182,909,488.39	163,378,245.21
	634,281,511.57	612,468,038.54
	634,281,511.57	612,468,038.54
	1,657,356,907.11	1,637,892,045.26

2

	0.00	10,036,632.02
	19,716,652.90	18,423,591.63
	600,464.34	615,503.43
	20,317,117.24	29,075,727.08
	983,128,297.55	997,869,320.36
	195,244,050.00	195,244,050.00
	223,237,092.36	222,663,411.43
	0.00	320,352.26
	33,034,088.24	32,387,082.26
	198,283,969.17	192,460,915.35
	649,799,199.77	643,075,811.30
	1,632,927,497.32	1,640,945,131.66

3

	961,627,693.97	783,512,353.12
	961,627,693.97	783,512,353.12
	971,684,257.68	843,139,024.37
	710,434,163.50	599,414,101.94

	8,661,913.78	8,916,805.15
	120,097,737.72	105,333,369.32
	93,693,203.48	93,949,451.43
	25,845,006.04	7,760,633.64
	12,952,233.16	27,764,662.89
	11,643,190.28	-6,695,122.65
	-3,311,777.88	-6,695,122.65
-		
-	62,401.16	340,837.02
	14,087,980.73	
	15,737,008.46	-65,980,956.88
	3,970,147.50	20,543,139.12
	721,452.58	1,245,676.84
	18,985,703.38	-46,683,494.60
	-1,192,545.78	-1,365,345.99
	20,178,249.16	-45,318,148.61
	20,178,249.16	-45,318,148.61

1.		
2.		
	1,061,542.94	-1,153,062.65
1.	-320,352.26	23,724.54
2.		
3.		
4.		
5.	1,381,895.20	-1,176,787.19
6.		
	21,239,792.10	-46,471,211.26
	21,239,792.10	-46,471,211.26
	0.1033	-0.2321
	0.1033	-0.2321

4

	719,499,904.09	626,680,482.83

	536,867,617.69	473,991,796.95
	7,554,983.95	7,173,508.55
	98,054,882.62	95,046,835.31
	59,645,300.24	60,577,950.34
	25,321,843.54	6,594,282.28
	13,577,437.65	26,814,217.37
2		

2.		
3.		
4.		
5.		
6.		
	6,149,707.54	-27,795,462.24
	0.0331	-0.1425
	0.0331	-0.1425

5

	1,029,427,525.97	812,958,250.29
	20,853,478.98	4,797,187.00
	13,484,775.28	19,456,010.19
	1,063,765,780.23	837,211,447.48

	660,252,878.94	656,669,573.28
	176,151,758.99	165,985,047.29
	25,611,865.00	42,326,713.50
	74,390,126.36	79,589,562.00
	936,406,629.29	944,570,896.07
	127,359,150.94	-107,359,448.59
	10,500,000.00	0.00
	11,287,293.79	10,411,148.73
	21,787,293.79	10,411,148.73
	29,787,696.14	40,532,832.67
	29,787,696.14	40,532,832.67
	-8,000,402.35	-30,121,683.94
	241,147,418.00	297,014,590.00

	25,043,500.00	74,020,622.25
	266,190,918.00	371,035,212.25
	318,168,098.00	194,196,889.37
	12,171,991.74	14,185,366.05
	59,867,605.19	50,114,617.00
	390,207,694.93	258,496,872.42
	-124,016,776.93	112,538,339.83

	5,204,677.30	110,146.00
	15,704,677.30	110,146.00
	19,805,429.29	20,095,881.21
	10,000,000.00	0.00
	29,805,429.29	20,095,881.21
	-14,100,751.99	-19,985,735.21
	230,000,000.00	295,000,000.00
	25,043,500.00	74,020,622.25
	255,043,500.00	369,020,622.25
	305,000,000.00	194,000,000.00
	12,089,402.30	14,095,611.63
	51,336,400.17	38,920,478.00
	368,425,802.47	247,016,089.63
	-113,382,302.47	122,004,532.62
	-3,366,024.28	889,317.60
	-35,842,053.16	-35,488,188.26

	195,24				222,663		-1,204,7		32,387,		163,378		612,468
	4,050.				,411.43		50.36		082.26		,245.21		,038.54
	00												

3													
4													
1													
2													
3													
4													
1													
2													
					573,680								573,680
					.93								.93
	195,24				223,237		-143,20		33,034,		182,909		634,281
	4,050.				,092.36		7.42		088.24		,488.39		,511.57
	00												

	195,24													
	4,050.													
	00													

					-573,68 0.93								-573,68 0.93
	195,24 4,050. 00				222,663 ,411.43		-1,204,7 50.36		32,387, 082.26		163,378 ,245.21		612,468 ,038.54

8

	195,244, 050.00				222,663,4 11.43			320,352.2 6		32,387,08 2.26	192,460 ,915.35	643,075,8 11.30
	195,244, 050.00				222,663,4 11.43			320,352.2 6		32,387,08 2.26	192,460 ,915.35	643,075,8 11.30

1									647,005.98	-647,005.98	0.00
2											

							23,724.54			-27,819, 186.78	-27,795,4 62.24
1											
2											
3											

1

“ “ “ “ “ “

4

5

-

.

6

//)

7

8

9

—

.

"

"

"

"

10

—

.

/

(> (D, % > (D% (1 (0 (D D-, (D- ((D, (D,

4 5	50.00%	50.00%
5	100.00%	50.00%

3

12

-%

. %

/%

1

2%

13

—

.

14

—

.

-0%

. %

/

/%

18

×

÷

×

19

20

21

1

2

--

24

1

2

3

4

25

—%

. %

26

—

.

27

28

1

2

-

.

/

30

/

--

--

—

·

--

—

·

—

·

--

—

·

31

1

2

31

31

5,

32

33

1

1 2017 1 1	2017 5 10 < 16 > 2017 15	
2	2017 12 25	1 2

	2017 30	-1,377,777.86 -1,036,940.84 340,837.02
--	---------	--

., -3

0. ---

., -3 1 .4

., -3

-2 ---

., -3

2 -.

., -3 - -

., -3

- -

., -3

	25%
	25%
	6%
	25%
	25%
	25%
	25%
	25%
	25%

2

- ., -3 2 .4

., -3 . --

., -3

C ., -300, ,1, 3/ ., -3 -1

. ., ,5 2

., ,5 44

., ,5 2 -

-0 -1

/

., -3 0/

., -3 - - ., -5 . /-

/, 1,

1, 1,

1,

.,

3

1

	69,062.68	21,195.82
	157,516,465.06	185,182,458.57
	76,433,065.56	42,330,673.41
	234,018,593.30	227,534,327.80
	12,952,681.03	8,856,694.12

34

2

3

4

1

	10,388,738.80	23,520,000.00
	10,388,738.80	23,520,000.00

2

3

4

5

1			
	167,720,192.45	0.00	0.00%
-1	165,096,041.55	8,254,802.07	5.00%
1	332,816,234.00	8,254,802.07	2.48%
1 2	47,843,115.80	4,784,311.56	10.00%
2 3	54,104,304.44	10,820,860.86	20.00%
3	65,794,783.54	32,897,391.77	50.00%
3 4	44,606,919.40	22,303,459.70	50.00%
4 5	21,187,864.14	10,593,932.07	50.00%
5	32,695,132.07	32,695,132.07	100.00%
	533,253,569.85	89,452,498.33	16.77%

	14.(1.5 41	14.(1.5 41	-, , ,	
	232(, , , , ,	232(, , , , ,	-, , , ,	
	-(.14(1.5 41	-(.14(1.5 41	-, , , ,)

2

12,211,878.33

0.00

3

4

. 4 . 1

-1/(525(2/0 0/

.(4-5(112 4/

5

6

6

1

1	36,767,372.20	90.02%	33,985,282.21	89.97%
1 2	813,008.97	1.99%	3,202,459.75	8.48%
2 3	3,040,658.01	7.44%	583,969.80	1.55%
3	223,969.80	0.55%		
	40,845,008.98	--	37,771,711.76	--

1

	., -3 -. /-	
	-(35/(525 4,	
	-(--5(,, ,,	

2

-3(1/-(4-5 , -

0. 5.

	8,510,204.45	0.00	0.00%	
	8,510,204.45	0.00	--	--

1				
1	13,164,740.51	394,942.22	3.00%	
1	13,164,740.51	394,942.22	3.00%	
1 2	1,740,425.56	174,021.56	10.00%	
2 3	54,103.82	10,820.76	20.00%	
3	105,785.58	52,892.79	50.00%	
3 4	98,800.00	49,400.00	50.00%	
4 5	6,985.58	3,492.79	50.00%	
	15,065,055.47	632,677.33	4.20%	

	109,264.20	0.46%	109,264.20	100.00%	-

2

105,000.84

0.00

	9,500,000.00	
		11,248,458.78
	3,805,248.93	1,897,455.63
	1,033,704.72	1,740,359.42
	523,286.79	416,485.33
	312,079.23	117,357.01
	8,510,204.45	3,853,750.47
	23,684,524.12	19,273,866.64

	9,500,000.00	1		40.11%	285,000.00
	8,510,204.45	1		35.93%	
	1,002,837.00	1	992,837.00		
		1-2	10,000.00	4.23%	101,283.70
	382,546.90	1		1.62%	11,476.41
	340,000.00	1		1.44%	10,200.00
--	19,735,588.35	--		83.33%	407,960.11

11

12149

2

3

16

1

2

3

17

	9,820,773			-3,522,50						-6,294,84	0.00
	.45			6.40		-3,425.61				1.44	

3,151,201
.92

210,728.5
2

3,361,930
.44

	5.37			7.88					1.44	.44	
	12,971,97			-3,311,77	-3,425.61	0.00			-6,294,84	3,361,930	
	5.37			7.88					1.44	.44	

18

1

2

3

19

1

1.	345,388,155.25	256,669,477.58	16,045,973.66	14,062,899.82	5,400,403.59	637,566,909.90
2.	1,471,873.93	16,005,746.62	1,637,755.93	1,497,758.80	215,050.84	20,828,186.12
1		15,678,089.07	1,637,755.93	1,497,758.80	215,050.84	19,028,654.64
2	1,471,873.93	327,657.55	0.00	0.00	0.00	1,799,531.48
3						
3.	0.00	7,648,977.59	477,109.10	4,707.70	0.00	8,130,794.39
1	0.00	396,015.59	477,109.10	4,707.70	0.00	877,832.39

2	0.00	7,252,962.00	0.00	0.00	0.00	7,252,962.00
4.	346,860,029.18	265,026,246.61				

3

	2,494,104.14	59,234.97	0.00	2,434,869.17
	152,900,141.89	121,319,638.92	0.00	31,580,502.97
	155,394,246.03	121,378,873.89	0.00	34,015,372.14

4**5**

1

-

2

3

4

78

20**1**

	420,900.00		420,900.00			
	135,850.00		135,850.00	369,541.39		369,541.39
	556,750.00		556,750.00	369,541.39		369,541.39

2

--	--	--	--	--	--	--	--	--	--	--	--	--

25

1

1.	13,219,000.00			4,634,198.45	36,500.40	9,881,722.48	27,771,421.33
2.				3,877,634.27		415,296.96	4,292,931.23
1				3,877,634.27			3,877,634.27
2							
3							

4.	1,619,179.16			2,265,579.27	33,458.70	6,979,298.99	10,897,516.12
1.							
2.							

1

27

1

2

28

--	--	--	--	--	--

	2,302,581.08	555,922.07	9,688,802.46	2,078,813.14
	101,949,859.49	15,591,448.72	88,115,602.26	13,263,076.55
	63,983,385.96	14,101,650.35	52,228,347.10	10,767,166.69
	471,636.03	117,909.00		
	168,707,462.56	30,366,930.14	150,032,751.82	26,109,056.38

2

	4,003,095.60	600,464.34	4,103,356.22	615,503.43
	4,003,095.60	600,464.34	4,103,356.22	615,503.43

3

		30,366,930.14		26,109,056.38
		600,464.34		615,503.43

4

		7,910.22	1,525,288.28
		12,910,638.73	36,529,823.16
		12,918,548.95	38,055,111.44

5

2018		4,947,414.69	
2020	1,535,886.28		1
2021	2,408,469.98		1

2022	784,355.39		1
2032		1,274,052.39	
2033		3,077,121.09	
2034		3,359,839.44	
2035		7,784,445.51	
2036		16,086,950.04	
	8,181,927.08		2
	12,910,638.73	36,529,823.16	--

-

. 6

30

	1,534,802.39	1,846,899.34
	6,963,284.47	1,733,490.57
	8,498,086.86	3,580,389.91

31**1**



30,000,000.00 |

40,000,000.00

33

34

	125,351,580.76	104,000,000.00
	125,351,580.76	104,000,000.00

0.00

35

1

	302,467,852.75	276,227,633.37
	302,467,852.75	276,227,633.37

2

1

	5,178,630.67	
	1,662,564.82	
	1,374,586.45	

	307,662,409.72	272,027,208.82
--	----------------	----------------

2 **1**

	36,000,000.00	
	12,540,000.00	
	5,613,945.00	
	4,145,282.05	
	3,397,382.14	
	3,128,097.96	
	3,000,000.00	
	2,250,795.50	
	2,201,990.00	
	2,152,000.00	
	2,040,000.00	
	1,350,000.00	
	1,332,770.75	
	1,144,000.00	
	1,050,000.00	
	81,346,263.40	--

3

37

1

--	--

2

1	9,753,058.40	154,560,715.82	152,355,664.79	11,958,109.43
2		2,491,745.57	2,491,745.57	
3		5,948,214.71	5,887,712.00	60,502.71
		4,770,179.13	4,770,179.13	
		244,694.49	244,694.49	
		498,268.69	498,268.69	
		435,072.40	374,569.69	60,502.71
4		5,783,477.40	5,778,117.40	5,360.00
5	85,353.68	1,896,414.52	1,885,110.24	96,657.96
8		54,840.00	54,840.00	
	9,838,412.08	170,735,408.02	168,453,190.00	12,120,630.10

3

1		6,781,958.30	6,781,958.30	
2		180,286.01	180,286.01	
		6,962,244.31	6,962,244.31	

38

		746,479.78	2,593,653.24
		1,422,763.73	1,132,118.13
		417,660.91	291,398.47

	365,970.53	368,107.51
	2,733,188.82	376,810.56
	323,353.48	133,064.96
	60,630.43	64,707.85
	152,803.57	157,760.36
	101,869.04	105,173.57
	2,395.60	9,544.45
	476,687.53	487,369.83
	13,675.17	
	6,817,478.59	5,719,708.93

42

43

	0.00	10,000,000.00
	12,137,795.96	25,382,999.15
	12,137,795.96	35,382,999.15

" 1

"

., -4

., -4

44

45

1

46

1

2

3

4

47

1

	0.00	10,036,632.02
	1,540,426.94	0.00
	1,540,426.94	10,036,632.02

2017	7		Mazak Corporation	381,700.00	76,340.00
		305,360.00	60	5,736.04	" "
			2017	10	Mazak Corporation
					Mazak Corporation

48

1

2

49

50

51

	18,423,591.63	5,952,500.00	4,659,438.73	19,716,652.90	
	18,423,591.63	5,952,500.00	4,659,438.73	19,716,652.90	--

								/
	1,173,407.72			959,974.92			213,432.80	
	918,750.00			363,000.00			555,750.00	
	1,309,090.76			245,454.60			1,063,636.16	
	492,131.95			193,121.37			299,010.58	
PET	1,101,880.48			165,282.02			936,598.46	

	3						0	
--	---	--	--	--	--	--	---	--

52

53

e43159>28_0 9 Tf 56.7 738.2(e43159>28_0 9 Tf 56.7 738.2(e re59>28_31.11f 56.7 738. re24159>28_0 9 Tf 56.7 738. re0 959>28_3

57

	-1,204,750.36	1,378,469.59	316,926.65		1,061,542.94		-143,207.42
	320,352.26	-3,425.61	316,926.65		-320,352.26		
	-1,525,102.62	1,381,895.20			1,381,895.20		

	20,178,249.16	-45,318,148.61
	647,005.98	
		1,952,440.50
	182,909,488.39	163,378,245.21

-0/

, , ,

0/

07.70	596,569,822.58

63

	47,649,937.67	36,652,238.43
	24,415,640.82	22,960,351.84
	12,668,738.75	11,401,245.75
	7,857,057.06	6,023,753.23
	7,648,864.92	7,765,997.26
	3,593,888.34	2,315,925.23
	7,802,375.36	7,156,356.02
	1,955,172.63	4,620,680.73
	6,506,062.17	6,436,820.83
	120,097,737.72	105,333,369.32

64

	44,980,389.43	43,007,716.02
	3,777,680.79	3,740,462.81
		2,200,636.47
	11,287,543.02	9,196,667.18
	3,268,912.92	2,742,091.25
	2,799,280.65	2,776,289.44
	1,499,588.20	1,135,391.86
	850,122.08	1,468,355.33
	1,406,011.31	1,318,111.06
	5,579,150.83	7,186,345.96
	10,506,013.67	10,390,166.72
	7,738,510.58	8,787,217.33
	93,693,203.48	93,949,451.43

65

	13,952,624.11	15,930,502.12
	1,200,370.79	1,865,486.74
	12,478,125.62	-6,908,554.12
	614,627.10	604,172.38
	25,845,006.04	7,760,633.64

66

	12,480,597.13	27,764,662.89
	471,636.03	
	12,952,233.16	27,764,662.89

67

--	--	--

68

	-3,311,777.88	-6,695,122.65
	14,954,968.16	
	11,643,190.28	-6,695,122.65

69

	62,401.16	1,377,777.86
	0.00	1,036,940.84
	62,401.16	340,837.02

70

	14,087,980.73	0.00
	14,087,980.73	0.00

71

	1,578,504.86	19,339,398.96	1,578,504.86
	2,135,741.26	1,200,000.00	2,135,741.26
	255,901.38	3,740.16	255,901.38
	3,970,147.50	20,543,139.12	3,970,147.50

								/
						0.00	959,974.92	
							717,000.00	

							245,454.60	
							287,601.09	
PET							165,282.00	
PET							95,789.40	
							304,430.04	
							704,000.04	
							1,960,280.00	
2015							380,366.25	

2016							3,410,000.00	
							898,400.00	
2016							100,000.00	
						105,913.61	510,309.62	
							350,000.00	
2015							820,000.00	

							44,900.00	
2016							14,100.00	
2016							545,700.00	
2016							1,400,000.00	
2015							600,000.00	
2016							200,000.00	
2016							1,600,000.00	

							47,000.00	
2015							226,000.00	
2016						158,591.25		



	3,988.81	433,365.14	3,988.81
	3,988.81	433,365.14	3,988.81

82,000.00

74

57

75

1

	11,007,046.86	16,029,500.62
	1,200,370.79	1,865,486.73
	1,022,386.85	1,465,000.00
	254,970.78	96,022.84
	13,484,775.28	19,456,010.19

2

	73,346,681.67	75,561,862.54
	1,043,444.69	3,900,655.48
	0.00	127,043.98
	74,390,126.36	79,589,562.00

3

4

	9,089,566.13	9,219,245.08
	-62,401.16	-340837.02
	3,988.81	433365.14
	17,821,722.42	14,491,618.79
	-11,643,190.28	6,695,122.65
	-4,257,873.76	-6,003,053.55
	-15,039.09	106,334.75
	-10,410,233.82	-30,371,877.84
	-44,670,046.92	-49,151,565.21
	98,820,849.18	-75,225,537.90
	127,359,150.94	-107,359,448.59
2	--	--
3	--	--
	157,585,527.74	166,112,654.39
	166,112,654.39	189,616,563.76
	-8,527,126.65	-23,503,909.37

2

3

4

	157,585,527.74	166,112,654.39
	69,062.68	21,195.82
	157,516,465.06	166,091,458.57
	157,585,527.74	166,112,654.39

77

78

	76,433,065.56	
-	146,726,559.75	
-	31,580,502.97	
-	58,282.24	
-	10,010,466.48	
	264,808,877.00	--

79

1

	--	--	55,744,332.19
	8,210,972.85	6.5342	53,652,138.79
	266,629.28	7.8023	2,080,321.63
	14,202.21	0.8359	11,871.77
	--	--	182,669,484.06
	26,322,121.40	6.5342	

	520,644.67	6.5342	3,401,996.38
			2,310,890.18
	334,816.40	6.5342	2,187,757.32
	15,781.61	7.8023	123,132.86
			245,610,579.46

2

80

81

1


1

--	--	--	--	--	--	--	--	--

2

3

3



--	--	--	--	--



2

--	--	--	--	--

3

4

5

1				34.44%		
---	--	--	--	--------	--	--

20%

20%

2017 11 27

541.66

34.44%

2,000

2017 12 8

2017 12 12

2**3**

	/	/
	2017.11.30/2017 1-11	2016.12.31/2016 1-12
	98,001,590.21	114,934,420.05
	18,620,123.92	21,331,003.68
	116,621,714.13	136,265,423.73
	95,389,722.23	104,096,651.24
	1,998,000.00	2,592,000.00
	97,387,722.23	106,688,651.24
	19,233,991.90	29,576,772.49
	6,624,186.81	10,186,240.45
	-365,467.00	-365,467.00
--	-365,467.00	-365,467.00
	6,258,719.81	9,820,773.45
	73,290,461.22	

4

	/	/
	--	--
	--	--
	--	--
	3,361,930.44	3,151,201.92
	--	--
--	210,728.52	320,358.89
--	210,728.52	320,358.89

2015

300

10%

5

6

7

8

4

34

-. (034(-. 1 2.

2

1**2****3****4****5****6****7**

8

9

1

			150,000.00	11.37%	11.37%
			150,001.00	9.63%	9.63%

., -4 . -.

"

"

"

"

-/(,,,(,,,

1-(-31(005

.2 . -

2

1

3

3

4

	56.80%

38.84%

	/	2,752.14	3,552,878.63
			132,947.87
		142,179.49	27,384.60
		1,953,136.75	

., -1 -, -0

0,

., -2 -)5

2

/

/

/

/

/

/

3

4

--	--	--	--	--

	88,890,000.00	2016	10	31	2017	10	13
	30,000,000.00	2015	04	05	2017	04	05
	30,000,000.00	2016	08	26	2017	04	18
	160,000,000.00	2010	08	01	2018	12	31
	100,000,000.00	2016	02	01	2017	02	01
	40,000,000.00	2016	12	15	2017	12	14
	53,658,200.00	2016	03	31	2019	03	31
	40,000,000.00	2017	01	22	2018	01	21
	40,000,000.00	2017	02	07	2018	02	06
	27,000,000.00	2017	12	25	2018	06	22
	40,000,000.00	2017	07	20	2018	02	12
	88,890,000.00	2017	12	15	2018	12	14

5

6

--	--	--	--

7

	5,648,502.08	4,711,901.47

., -3

- / ., -2 -.

8

6

1

		1,020,000.00	101,839.00	1,020,000.00	50,621.60
		512,000.00		7,942,000.00	
		1,872,670.00			

2

		120,250.00	

ÓF3mR6&.u

112,500.00

1

2

3

4

5

1

2

1

-

., -3 - /-

5

0(5-3(44, ,,

401(,,, ,,

-(-.1(50, ,,

.(502(50, ,,

.) >

., -2 -) >

") "

" "

" "

" "

-(4-2 ,5

., -3 1 .2
,232

., -3

., -3 3 .3)
4 34

., - . ., -1

040 10

., -4 . .3

)

., -3

,232)

., -3

,232

., -4 . .3

)

., -3

,232

)

., -3

,232

., -4 0

., -4

,0

0

)

/

., -4 . 0

"

"

040 554

/. / //

3

1

2

	2,342,928.60
	2,342,928.60

3

4

1.

., -2 -. /,

., -4 - .0

2.

., -4 . -.

"

"

-/(,,,(,,,

2

3

1

2

4

5

6

1

2

3

4

7

8

1

1

	10,504,800.00	1.99%	10,504,800.00	100.00%		10,504,800.00	2.10%	10,504,800.00	100.00%	
	516,839,282.15	97.77%	85,162,181.16	16.48%	431,677,100.99	489,126,799.30	97.64%	75,496,136.22	15.43%	413,630,663.08
	1,258,529.85	0.24%	1,258,529.85	100.00%		1,302,461.80	0.26%	1,302,461.80		

1			
	119,555,053.94		
-1	110,121,464.56		

	8,039,792.18	12.99%			8,039,792.18	3,209,939.65	6.32%			3,209,939.65
	53,754,779.48	86.83%	406,949.38	0.76%						

4 5	58,800.00	29,400.00	50.00%
	11,608,779.48	406,949.38	3.51/T

4

	984,000.00	475,620.00
	43,205,029.75	41,748,553.40
	175,013.93	227,594.01
	8,039,792.18	3,209,939.65
		5,168,642.30
	9,500,000.00	
	61,903,835.86	50,830,349.36

5

		36,146,000.00	1 4,000,000.00 1-2 11,000,000.00 2-3 15,008,600.00 3-4 6,137,400.00	58.39%	
		9,500,000.00	1	15.35%	285,000.00
		8,039,792.18	1	12.99%	
		6,000,000.00	1 3,500,000.00 1-2 2,500,000.00	9.69%	
		340,000.00	1	0.55%	10,200.00
			-		
		60,025,792.18			

7

8

3

	176,394,440.00	3,793,145.65	172,601,294.35	166,394,440.00		166,394,440.00
	3,361,930.44		3,361,930.44	9,448,237.01		9,448,237.01
	179,756,370.44	3,793,145.65	175,963,224.79	175,842,677.01		175,842,677.01

1

	30,000,000.00			30,000,000.00	3,793,145.65	3,793,145.65
	10,000,000.00			10,000,000.00		
	10,000,000.00			10,000,000.00		
	30,068,383.29			30,068,383.29		
	6,217,150.00			6,217,150.00		
	30,108,906.71			30,108,906.71		
	30,000,000.00			30,000,000.00		
	20,000,000.00			20,000,000.00		
		10,000,000.00		10,000,000.00		

	166,394,440.00	10,000,000.00		176,394,440.00	3,793,145.65	3,793,145.65

2

	6,297,035 .09			-3,558,62 8.02	-3,425.61				-2,734,98 1.46		
	3,151,201 .92			210,728.5 2						3,361,930 .44	
	9,448,237 .01			-3,347,89 9.50	-3,425.61				-2,734,98 1.46	3,361,930 .44	

5

	-3,347,899.50	-7,311,971.05
	17,008,264.26	
	13,660,364.76	-7,311,971.05

6

1

	15,017,369.32	
	15,666,485.59	
	1,670,190.06	
	5,006,875.21	
	27,347,169.76	--

1

1

2

		/	/
	3.24%	0.1033	0.1033
	-1.15%	-0.0367	-0.0367

3

1

2

3

4

., -3

., -4 0 .3